








### DRIVER -MY CREATIVITY

**AIMS:** To explore, design and make a product.

Key Knowledge and experiences	Key vocabulary
<p><b>All will:</b></p> <ul style="list-style-type: none"> <li>To explore mark making with interest. i.e. paint, crayons, cornflour slime.</li> <li>To show preference from a few options, e.g. Wet/dry sensory play, material, video.</li> <li>Explore different materials, using all their senses to investigate them.</li> <li>Manipulate and play with different materials.</li> <li>Will experiment with different materials. Paper, material, cellophane</li> </ul> <p><b>Most will:</b></p> <ul style="list-style-type: none"> <li>Can choose what they want from a few options</li> <li>Use their imagination to consider what can be done with different materials.</li> <li>Make simple models which express ideas.</li> <li>Begin making creative choices. i.e. using symbols, words to select colour or material.</li> <li>Use imagination to consider what can be done with different materials.</li> </ul> <p><b>Some will:</b></p> <ul style="list-style-type: none"> <li>Create a simple drawing representing something. i.e. a drawing of a car</li> <li>Use pictures or words or symbols to describe product to make.</li> <li>Demonstrate practically the need to understand a design criteria or instruction.</li> <li>To begin to work collaboratively with others.</li> <li>To independently create a simple mock up.</li> </ul>	 <p>material</p>  <p>model</p>  <p>make</p>  <p>design</p>

Hearing	Sight	Taste	Touch	Smell
	 			

SS, MM FF

SS -  
FF - To design and make a Christmas card/ decoration